



FFA

Pacific Islands Forum Fisheries Agency



2012 Annual Report



FFA

Pacific Islands Forum Fisheries Agency



2012 Annual Report

1 FFA ROAD, PO BOX 629, HONIARA, SOLOMON ISLANDS
www.ffa.int



Content

| | |
|----|--|
| 4 | Content |
| 5 | Glossary of Terms |
| 7 | Acronyms |
| 8 | Message from the Director General |
| 11 | Senior Management |
| 12 | Operating Environment |
| 16 | Funding at a glance |
| 18 | (A) HIGH LEVEL ADVICE |
| 21 | (B) FISHERIES MANAGEMENT |
| 22 | Assessment of Medium Term Goals |
| 24 | Report on Operations |
| 26 | Assistance to Members |
| 29 | (C) FISHERIES DEVELOPMENT |
| 30 | Assessment of Medium Term Goals |
| 31 | Report on Operations |
| 32 | Assistance to Members |
| 37 | (D) FISHERIES OPERATIONS |
| 38 | Assessment of Medium Term Goals |
| 41 | Report on Operations |
| 43 | Assistance to Members |
| 46 | (E) CORPORATE SERVICES |
| 48 | Regional Coordination and Integration |
| 49 | Improving Organisational Effectiveness |
| 50 | Staff Photos |
| 51 | Staffing Information |
| 55 | Accounts |
| 34 | Centrefold - Map of FFA Activities |

Glossary of Terms

| TERM | DEFINITION |
|--|---|
| End Outcomes | What we are striving to achieve for our member countries in the long-term. For our purposes the Strategic Outcomes in the FFA Strategic Plan. |
| Intermediate Results | <ul style="list-style-type: none"> What we need to achieve in the shorter term in order to contribute to our high level results in the longer term. Concrete objectives that FFA can aim towards in the short to medium term (eg the next 12 months to three years) <p>We have more influence over these intermediate (even more so for immediate results, immediate impact of our work in the first year,) than the high level end outcomes we're aiming for</p> |
| Impact: | <p>The effect of our activities on member countries. Addresses the question of "what difference are we making?" Impact made up of several levels;</p> <ul style="list-style-type: none"> near term results, immediate impact of our services (within 12 months of delivery) intermediate results are medium term changes in member countries' situation, two to three years in future as a consequence of our services Longer term impact – changes in member countries situations in the long term ie from 3+ years as a result of our work |
| Impact Indicators | <ul style="list-style-type: none"> <i>Indicates a change</i> in the community, environment or economy, <i>Reflect</i> the effectiveness of our services in contributing to Outcomes Help determine whether anyone is "<i>better off</i>" as a result of services being provided <p>Will be influenced by more than one organization,</p> |
| Effective Performance Measurement | <p>Monitoring & Evaluation system</p> <ul style="list-style-type: none"> Of outputs to impact or results – "effectiveness measures eg "Results Indicators" "Impact indicators" Of inputs into outputs – "efficiency measures" eg "Service, Output or Performance Measures or Indicators" Of resources to inputs – "economy measures" |
| Outputs | <p>The means that FFA uses to create impact, i.e. our services. Outputs are also final services provided to external stakeholders eg members. Our outputs include - "High Level Advice" consisting of management advisory services to members as well as the technical core activities undertaken by the core Divisions of Fisheries Management, Fisheries Development and Fisheries Operations. Corporate Services activity costs are Overheads – that is, internal supporting services to the Core Divisions.</p> |
| Results (per se) | <p>What FFA is trying to achieve for its members in the short to medium term</p> <ul style="list-style-type: none"> They describe what we are trying to achieve through our services End points to be aimed for, rather than individual activities or strategies, Will be influenced by a broad range of factors, many of which are beyond our control The longer away it is on the future the less control we will have |

| | |
|---|--|
| Sub-outputs | Activities undertaken by Divisions i.e. activities or sub-programs under the 2 main Programs of Fisheries Management and Fish Development. These were previously known as Sub-programs |
| Service, Output or Performance Measures: | Look at how efficiently we deliver our services or output as well as the quality and timeliness of the service delivery. |
| Managing for Results & Accountability: | <p>The Secretariat will not be held wholly accountable to the high level result indicators, but will be accountable for managing for its results and for demonstrating that it is making a valuable contribution to the community</p> <ul style="list-style-type: none"> • Secretariat needs to deliver a mix of services which are reasonably likely to have a positive impact on results (other things being unchanged) • By tracking indicators over time frequently, evaluating assumptions, it will be able to monitor its impact and make service delivery changes where appropriate |

Acronyms

| | |
|----------------|---|
| 3IA | Third Implementing Arrangement of the Parties to the Nauru Agreement |
| FSMA | Federated States of Micronesia Arrangement |
| AWPB | Annual Work Program and Budget document. Second part of the "Statement of Intent" which contains funding proposal for first fiscal year. For this year, is presented as a separate agenda document. |
| FFC | Forum Fisheries Committee |
| CDR | Corporate Data Resource |
| GDP | Gross Domestic Product |
| CITES | Convention on the International Trade in Endangered Species |
| IUCN | International Union for the Conservation of Nature. (or The Conservation Union) |
| CROP | Council of Regional Organisations in the Pacific |
| IUU | Illegal, Unregulated and Unreported fishing |
| CMM | Conservation and Management Measure |
| MOU | Memorandum of Understanding |
| DevFish | EU funded project implemented by FFA |
| MCS | Monitoring, Control and Surveillance |
| EAFM | Ecosystem Approach to Fisheries Management |
| NGOs | Nongovernmental Organisations |
| EDF 10 | Tenth Round of the European Development Fund |
| PACER | Pacific Agreement on Closer Economic Relations |
| EEZ | Exclusive Economic Zone |
| PA | Palau Arrangement |
| EU | European Union |
| PICTA | Pacific Island Countries Trade Agreement |
| FADs | Fish Aggregating Devices |
| PIFS | Pacific Islands Forum Secretariat |
| FAO | Food and Agricultural Organisation of the United Nations |

| | |
|----------------|---|
| PIPs | Pacific Island Parties |
| PNA | Parties to the Nauru Agreement |
| TCC | Technical and Compliance Committee (of the WCPFC) |
| PPAC | Pacific Plan Action Committee |
| UNCLOS | United Nations Convention on Law of the Sea |
| RFMO | Regional Fisheries Management Organisation |
| UNFSA | United Nations Fish Stocks Agreement |
| RMCSS | Regional Monitoring, Control and Surveillance Strategy |
| UST | United States Treaty – official name: "Multilateral Treaty on Fisheries between Governments of Certain Pacific States and the Government of the United States of America" |
| REI | Regional Economic Integration of Pacific Tuna Fisheries Strategy, |
| USP | University of the South Pacific |
| RSL | Results Service Logic |
| VSAT | (Very small Aperture Terminal) Satellite Receiver |
| VAP | Violations and Prosecutions Database module |
| ROP | Regional Observer Programme (of the WCPFC) |
| VDS | Vessel Day Scheme |
| RTMADS | Regional Tuna Management and Development Strategy |
| VMS | Vessel Monitoring System |
| SC | Scientific Committee (of the WCPFC) |
| WCPFC | Commission for the Conservation and Management of Highly Migratory Fish Stocks in the Western and Central Pacific Ocean |
| SPC | Secretariat of the Pacific Community |
| WCPO | Western and Central Pacific Ocean |
| SPRFMO | South Pacific Regional Fisheries Management Organisation |
| WTO | World Trade Organisation |
| SPC/OFP | Secretariat of the Pacific Community's Oceanic Fisheries Programme |
| WWF | World Wide Fund for Nature |

Message from the Director-General James Movick



James Movick
DIRECTOR-GENERAL

I take this opportunity to once again convey to Su'a Tanielu my deep appreciation for his hard work and dedication and especially recognize his leadership in establishing the strategic planning framework and Annual Work Programme and Budget process that enables FFA to be exemplary in our transparency and accountability to members and donors.

The Annual Report on the performance of the FFA Secretariat is an essential component of our accountability framework. It primarily serves to inform members on actual performance results and impact of services achieved by the Secretariat during the period July 1 2012 to June 30, 2013. In this statement I also set out key developments that I anticipate will guide and define our work in 2013-2014 and beyond, complementing the Statement of Intent (SOI) 2013/14 that provides a more detailed forecast of intentions to be achieved over the medium term starting from the 2013/14 fiscal year.

The 2012/13 fiscal year saw the change of guard with the completion of Director General Su'a Tanielu's term and the appointment of a new executive. Following an executive recruitment and selection process I was honoured to be appointed to the Director General post, assuming the post on November 10th. Following the new process adopted by Members for the selection of the Deputy Director General, including interview and recommendations by a sub committee of members of the FFC, Mr. Wesley (Wez) Norris from Australia, former Director of Fisheries Management was appointed to the Deputy Director-General role. He assumed that post in early January.

The process of completing the FY2012/13 Annual Work Program and Budget (AWP&B) has been facilitated by the prior experience of the new Director General and Deputy Director General as DDG and Director of Fisheries Management respectively, but nevertheless it has been a challenge to fill the big boots left behind by the former DG. I take this opportunity to once again convey to Su'a Tanielu my deep appreciation for his hard work and dedication and especially recognize his leadership in establishing the strategic planning framework and Annual Work Programme and Budget process that enables FFA to be exemplary in our transparency and accountability to members and donors.

The highlights for the year are;

- ▶ Changing of the guard with the appointment of a new executive. This smooth transition was undoubtedly assisted by the prior service in FFA of the DG and DDG, as evidenced by the continuing smooth operation of the Secretariat and in the delivery of FFA services despite vacancies in the two Directorships of Fisheries Management and Fisheries Development since January and February respectively.



- ▶ The conclusion of negotiations and opening for signature and ratification of the Niue Treaty Subsidiary Agreement, within the deadline and policy parameters set by Ministers and Leaders in 2010
- ▶ The negotiation of an Interim arrangement for the continuation of the US Treaty for an 18 month period at the per annum access fee rate of USD\$63 million for 8,300 vessel days of fishing. This interim arrangement to a large extent accords with Leader's directive to officials to conclude an arrangement for the continuation of the Treaty in accordance with certain benchmarks such as for fee returns. However, within the 18 month interim period the PIPs and US must conclude negotiations on the remaining substantive issues, in particular full recognition of, and compliance with, PIPs' national laws, for a longer term Treaty.
- ▶ Successful Marine Stewardship Council certification of the Fiji albacore tuna longline fishery. The certification offers opportunities to develop new markets in regions where demand for certified sustainable seafood is already high, such as Europe.
- ▶ Successful negotiation with New Zealand to provide NZ\$2.5million funding for the Investment Facilitation and Export Facilitation programs program over the next three years and \$4 million for the NZ Regional Training Project over five years.
- ▶ With FFC support the Secretariat has initiated steps to improve the operational efficiency and relevance of the Agency by introducing an Internal Audit function to support the executive management, and for a strategic reconsideration of the FFA's funding structure including to ensure that the on-going capital maintenance and new capital developments required to maintain and improve the operational efficiency of the Agency are adequately catered for in the budget.
- ▶ Improvements will continue to be made to the Country Service Level Agreements (CSLA) as a management tool to better guide Secretariat and member cooperation toward clear national outcomes. The Secretariat will also strengthen its capacity to initiate, develop and oversee improved and systematic training and institutional strengthening to address member capacity constraints across a wider range of sectors and functions that have key roles in modern fisheries management and development.
- ▶ The signing of the NTSA will result in improved MCS information sharing and enhanced operational cooperation amongst members, noting however that this is an area that has not been fully realized across the broad membership;
- ▶ New developments in FFA support for member Information Management Systems (IMS), evolution of the Regional Information Management Framework and trials of electronic on-board surveillance and reporting media all portend exciting new developments in the application of IT to national and regional fisheries management;

During this reporting year the Secretariat has also commenced a number of new developments and areas of emphasis that will affect future services and delivery. These include:

Developing and sustaining these new directions, while reinforcing the Agency's core regional role and values, are challenges that your new FFA Executive team very much looks forward to working on with members to deliver regional and national benefits for our people.

- ▶ Continued strengthening of national observer administrations including support of full cost recovery mechanisms and improved financial management of national observer programs, along with continuing agency support for observer data analysis;
- ▶ Additional resources available to support expanded in-country investment facilitation support, export facilitation (especially regarding IUU and SPS certification) and bio-economic modelling and policy support to assist members to diversify and increase the economic benefits that members derive from their tuna resource;
- ▶ Increased promotion of investments and exports will require more emphasis on all-of-government and multi-sectoral consultation and decision-making, which will require greater cooperation with other national and regional stakeholders.
- ▶ Continued efforts, including assistance to members to establish their In-Zone and fishery wide limits, will hopefully result in the establishment of a regional fisheries management framework for the southern albacore fishery and greater opportunity for the expansion of sustainable economic benefits from this fishery.
- ▶ Heightened sensitivity to events and arrangements at the regional and international level as an increasing number of international arrangements are proposed and adopted given the increased political currency of Ocean and climate change issues.
- ▶ The mid-term review of the FFA Strategic Plan (2005-2020) and the terminal review of the Regional Tuna Management & Development Strategy, is expected to guide FFA's work over the next seven years to be more relevant and beneficial to members. This process must include a closer re-examination and strengthening of the key roles and services that FFA must continue to provide for the region as a whole to ensure that, while appropriate new organizational arrangements and donor programs are welcomed and supported, the fundamental regional institutional arrangements, regional public services and the legal principles and framework upon which the region has built its successful fisheries management framework over the past 35 years are not undermined and that the regional as a whole remains effective and united on all key issues vis a vis the many external challenges that confront us collectively and differentially.

Developing and sustaining these new directions, while reinforcing the Agency's core regional role and values, are challenges that your new FFA Executive team very much looks forward to working on with members to deliver regional and national benefits for our people.

Senior Management

DEPUTY DIRECTOR GENERAL



Wez Norris
(Australia)

ACTING DIRECTOR FISHERIES DEVELOPMENT



Ian Freeman
(Australia)



Kaburoro Ruaia
(Kiribati)



Dr Chris Reid
(Australia)



Hugh Walton
(New Zealand)

LEGAL COUNSEL



Manu Tupou- Roosen
(PhD) (Tonga)

DIRECTOR CORPORATE SERVICES



David Rupokets
(Papua New Guinea)

DIRECTOR FISHERIES OPERATIONS



Mark Young
(USA)

Operating Environment

Overview of prevailing conditions

Ensuring Secretariat advice and services are both relevant and up to date requires clarity of context and understanding of developments within the region and more broadly on an international scale. The following are some of the key information in the Secretariat's operating environment.

1. Status of the Tuna Fisheries stock

South Pacific Albacore: The stock is not in an overfished state. There is currently no overfishing but there are significant concerns over the ongoing economic viability of the fishery.

Big Eye: The stock is not in an overfished state. There is currently overfishing.

Skipjack: The stock is not in an overfished state. There is currently no overfishing, but limiting further growth in the fishery is seen as important to maintain profitability.

Yellowfin: The stock is not in an overfished state. There is currently no overfishing

2. Current market trends and outlook

The major influences that shaped the tuna market trends in 2012 which continue to influence trends in the early months of 2013 were a mix of adverse economic conditions in major markets, relatively tight supplies from poor fishing conditions with the prevalence of La Nina conditions and conservation management measures. At the consumer level, sustainability and traceability issues were also important influences on consumer demand for tuna products.

The combined impact of these resulted in overall up-trends in prices for both canned raw

materials and sashimi products in the last three years although volatility continued to feature in the markets during the year.

3. Global tuna Production

Global tuna catch of the four major tuna species (albacore, bigeye, skipjack and yellowfin) declined in 2011 for a second year in a row to 4.08 million Mt, the lowest since the peak year in 2005 (almost 4.5Mt million) (Figs 1 and 2). This was a decline of 4% from the previous year driven by a 9% (223,000Mt) decline in the WCPO that more than offset the increase of 13% (~70,000Mt) in the Eastern Pacific. The decline in the WCPO catch occurred at the time when purse seine effort was at its all time high. The decline in WCPO catch is consistent with recent fishing patterns, which saw a shift from strong La Nina conditions over the last few years to a weak El Nino recently, which has the effect of concentrating effort towards the east. Despite the apparent overall decline in global production, the 2011 level remains at more than 4.0Mt million, the volume attained since 2002.

4. Trade

The combined annual import value by the EU, US and Japan from FFA members has more than doubled between 2001 and 2012, from \$130 million to \$285 million (Figures 3 and 4).

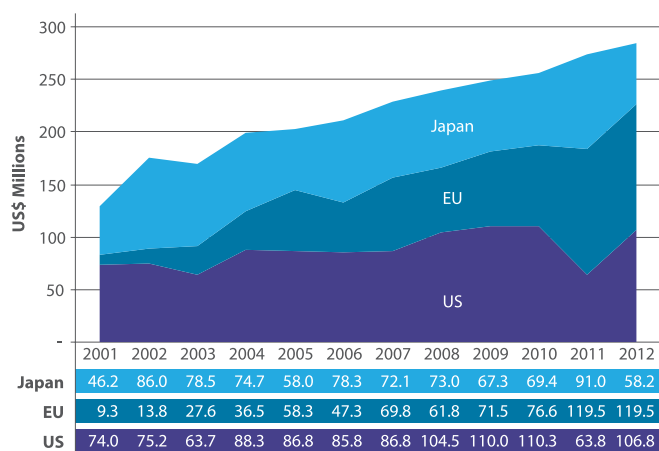
Tuna loin exports presently command the greatest share of total tuna exports at just under \$143 million (50%) in 2012. The US market accounted for almost \$90 million, EU market \$56 million and Japan an insignificant amount of less than \$0.2 million. Fiji is the main supplier of albacore loins to the US market while lightmeat loins are supplied by Papua New Guinea and Marshall Islands.

The EU imports a relatively small volume of loins from FFA countries but this has trended up in recent years. This is mostly lightmeat loin with only Papua New Guinea and Solomon Islands the current suppliers.

Total canned tuna imports from FFA countries by the three major markets totalled \$62 million (22% of total imports from FFA member countries) in 2012. Canned tuna trade by FFA member countries is almost exclusively to the EU market, the value to the US market negligible. The US domestic canned tuna processors are highly protected through very high tariffs on canned tuna imports – in brine 6-12.5% and albacore in oil 35%. As such, the US market for FFA loins is only relevant as long as this protection is on.

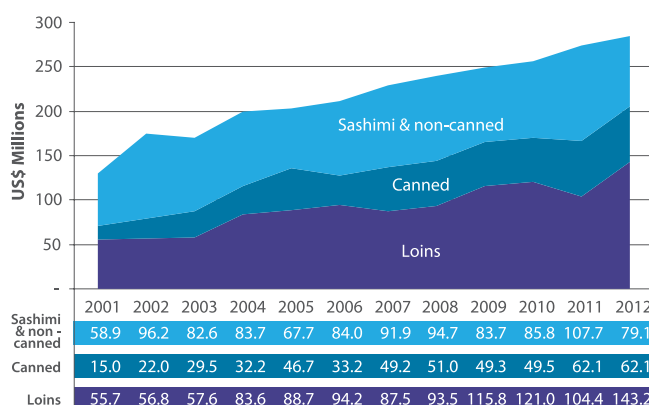
The sashimi and non-canned imports from FFA member countries totalled about \$80 million (28% of total from FFA member countries) in 2012. Japan as the key market for these products accounted for almost \$60 million (73% of total). The value of sashimi and non-canned tuna trade with Japan and the US markets has been broadly steady at around \$80-90 million over the years. Fresh yellowfin and bigeye tuna are the key tuna species traded by FFA member countries to both Japan and US markets.

FIGURE 3. Tuna export values trends and distribution by major markets, 2001-2012



Sources: <http://www.st.nmfs.gov/st1/trade/index.htm>;
http://www.customs.go.jp/toukei/download/index_d011_e.htm; http://epp.eurostat.ec.europa.eu/portal/page/portal/external_trade/

FIGURE 4. Tuna export values trends and distribution by product, 2001-2012



Sources: <http://www.st.nmfs.gov/st1/trade/index.htm>;
http://www.customs.go.jp/toukei/download/index_d011_e.htm;
http://epp.eurostat.ec.europa.eu/portal/page/portal/external_trade/

5. Access and Trade

Progress has been made linking fisheries access to support for tuna industry development in 2012/13 now that FFA Members have begun to enforce limits in the tuna fishery. However, further work needs to be done to ensure limits are effectively enforced in the medium term given the time it will take for investment in domestic industry development to be fully realised. A primary area of work is finalising the fisheries component of the Economic Partnership Agreement with the EU. Assistance in establishing Competent Authorities for members has been a key deliverable in this area. A key demand for Pacific ACP States is global sourcing for fresh and frozen fillets and fish pieces.

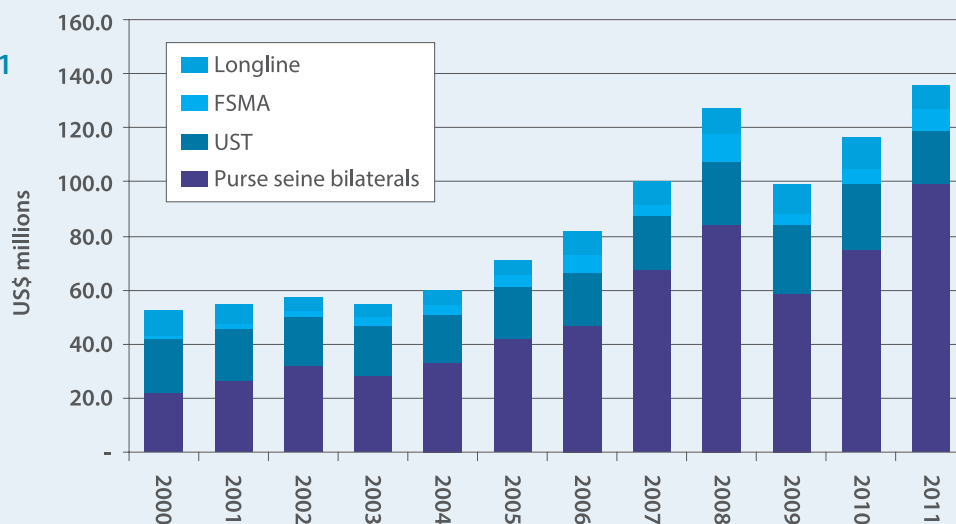
The total estimated access fees from the bilateral purse seine fleets in 2011 was about \$100 million compared to \$75 million in 2010. A further revenue from multilateral arrangements of almost \$30 million was recorded for 2011 (similar to previous year, but noting that revenue from the UST increased significantly to \$45 million in 2012/13 and will do so again to \$63 million thereafter). Estimated fees from longline fleets came to almost \$10 million. Figure 29 illustrates the trends of access fees over the period 2000 to 2011. The increase in access fees is primarily driven by the recent increases in the price of a fishing day in the purse seine fishery.

6. MCS requirements

IUU – Growing recognition There is growing international recognition of IUU fishing and its effects on small island developing states. This has resulted in more resources being dedicated by donors in addressing IUU related issues.

WCPFC requirements at the regional, subregional and national level continue to increase; with the observer program responsible for many of the IUU detection and deterrence activities.

FIGURE 5. Estimated access fees, 2000-2011



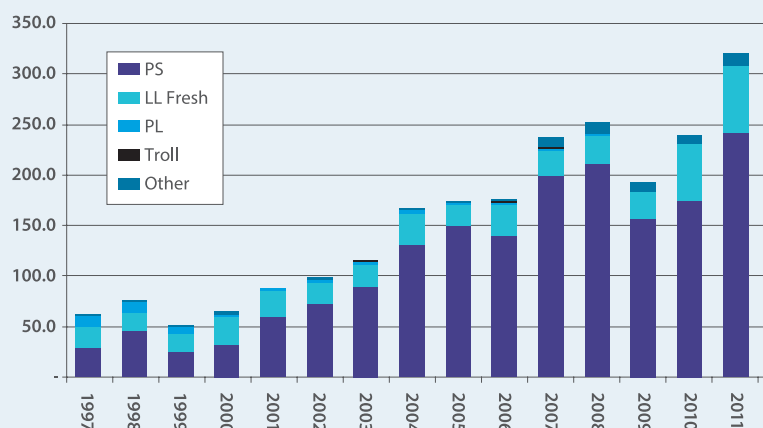
7. Contribution of fisheries to GDP

Measurement of the contributions of fishing by the local and locally based foreign fleets is facilitated through use of value added ratios. The overall contribution of tuna fishing to GDP in nominal terms has markedly increased over the years, parallel with the trends of increases in value of catch.

Estimated tuna fishing contribution (by domestic and locally based fleets) in 2011 was

\$321 million, a rise of 34% from the previous year on account of substantial increase in catch value. The overall trend of contribution is largely determined by the contribution from the purse seine fleet because of the significance of the value of catch by this fleet relative to other fishing. The contribution by the pole and line and other fisheries are almost negligible at the regional level but make substantial local impact in several cases.

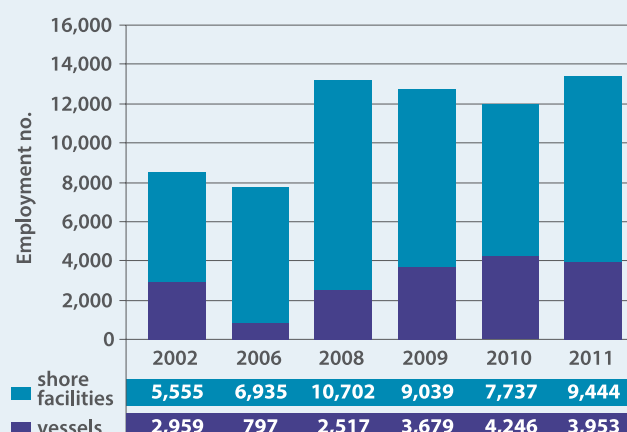
FIGURE 6. Tuna fishing contribution to GDP by gear type, 1997-2011



8. Employment

Employment data in the tuna industry shows an uptrend between 2002 and 2011. Around 8,500 jobs in the tuna industry were recorded in 2002, with around 3,000 on vessels and 5,500 in onshore facilities. Presently, more than 13,000 people are engaged in the tuna industry (just under 4,000 are on vessels (including observers) and the rest in onshore facilities (Figure 9)). However, the annual trends between 2008 and 2011 have been relatively stable

FIGURE 7. Tuna industry employment in FFA member countries for selected years



9. Climate Change

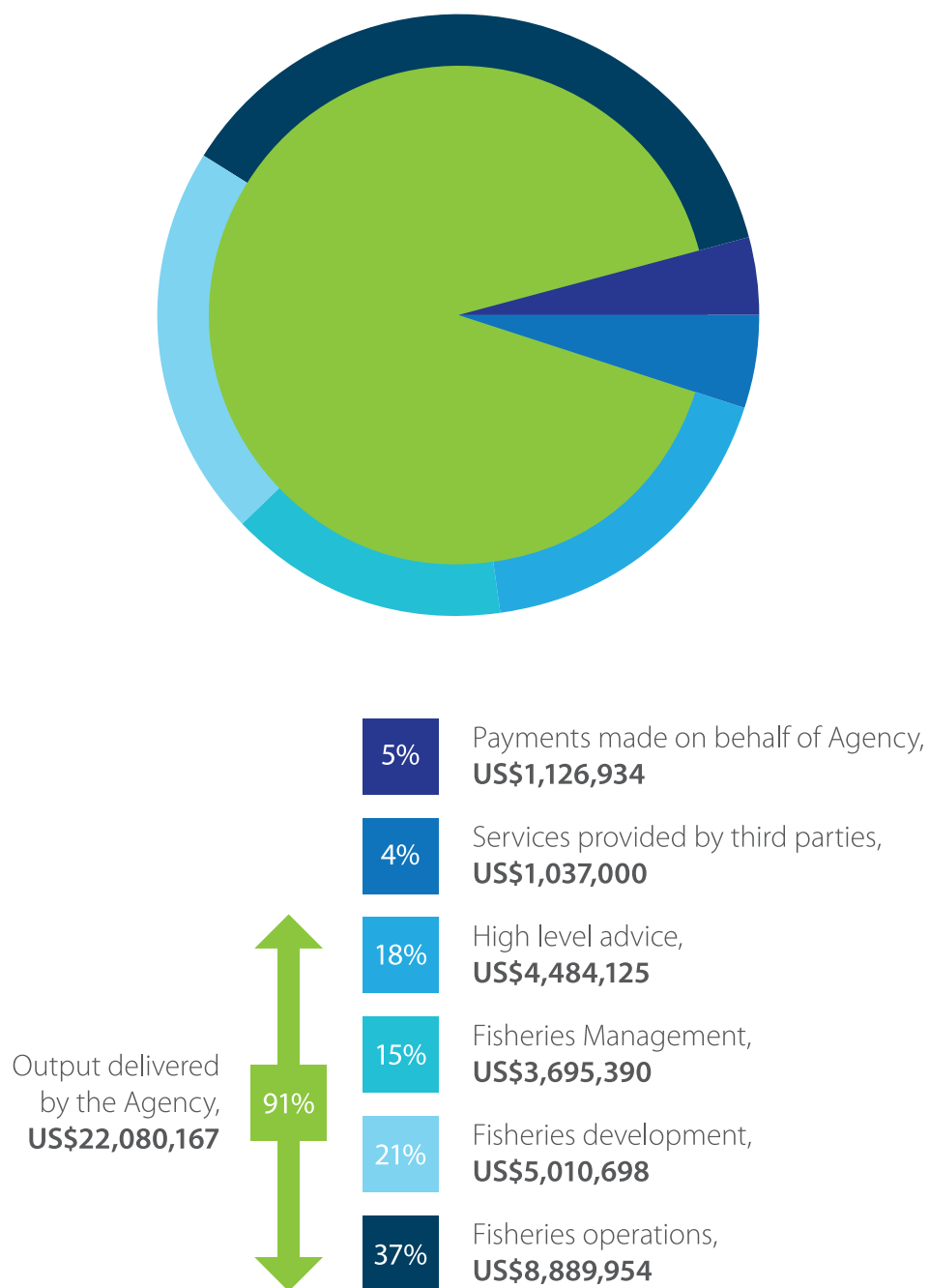
Assisting members mitigate against the deleterious effects of climate change remains a regional priority for CROP agencies. FFA's mandate has been relatively narrowly circumscribed: to assist member states to access international funding for climate change adaptation and mitigation to support private sector based commercial development, and to provide policy advice to members to incorporate climate change issues into national tuna fisheries policy frameworks. In this way, members could increase their economic resilience to changes in fisheries and other limited natural resources that will accrue through climate change.

Unfortunately, international funding made available to the region is not necessarily able to appropriately accommodate this mandate. In one instance the Secretariat considered it more responsible to refrain from nominal participation in a funding program where the objectives desired by members in accordance with their mandate could not be assured, whereas donor modalities would better suit the programmes undertaken by other CROP agencies instead.

Funding at a glance

| TYPES OF ACTIVITIES | US\$ |
|---|-------------------|
| 1. Outputs Delivered by the Agency | 22,080,167 |
| <u>OUTPUT 1 - HIGH LEVEL ADVICE</u> | 4,484,125 |
| (a) Executive Management | |
| (b) Legal Frameworks and International Law | |
| <u>OUTPUT 2 - FISHERIES MANAGEMENT</u> | 3,695,390 |
| (a) Integrated Fisheries Management | |
| (b) Administered Funds | |
| <u>OUTPUT 3 - FISHERIES DEVELOPMENT</u> | 5,010,698 |
| (a) Economic Development and Industry Support | |
| (b) Access and Trade Negotiations | |
| (c) Regional Economic Integration | |
| <u>OUTPUT 4 - FISHERIES OPERATIONS</u> | 8,889,954 |
| (a) Monitoring Control and Surveillance | |
| 2. Services Provided by Third Parties | 1,037,000 |
| SPC for delivery of Pacific Observer Programme | |
| 3. Payments made on behalf of the Agency | 1,126,934 |
| Housing Fund | |
| TOTAL BUDGET | 24,244,101 |

Outputs Delivered by the Agency



A. High Level Advice

The reporting period saw many changes to executive and management as the former Director General completed his term. The change of the guard was as follows:













- ▶ Completion of term of former Director-General Mr. Tanielu Su'a and replaced by Mr James Movick former Deputy Director General.
- ▶ Appointment of Former Director of Fisheries Management, Mr. Wez Norris as Deputy Director-General
- ▶ Appointment of Mr Peter Phillipson former REI Manager as Director of Fisheries Development. He later resigned on medical grounds. New Director is expected to be in place by July 2013.
- ▶ Reappointment of Mr David Rupokets as Director for Corporate Services.
- ▶ Adoption of the Agreement on Strengthening Implementation of the Niue Treaty on Cooperation in Fisheries Surveillance and Law Enforcement in the South Pacific region
- ▶ Ongoing renegotiations of the US Treaty
- ▶ Finalisation and Signing of one Country Service Level Agreement with two more expected to be signed before July 2013, with on-going revision and updating of existing CSLAs
- ▶ Prime Ministerial visit from Solomon Islands. Ministerial visits from Nauru, Tonga, Australia and by heads of departments and donor organisations from New Zealand, Ambassadors of the United States of America and Luxembourg and a Parliamentary delegation from Australia
- ▶ Formal country visits to three member countries by the executive (FSM, New Zealand and Cook Islands)

Results achieved by the High Level Advice include;

- ▶ Maintaining the multi-year funding agreement with Australia and New Zealand, now extended to four years
- ▶ Securing GEF funding for Phase 2 of the OFMP project
- ▶ Participation at the Pacific Leaders Forum and successfully promoting and maintaining fisheries issues as regional priority as per Communiqué
- ▶ Advisory input to meeting of Forum Troika of Foreign Ministers and EC addressing concerns over EU policies and practices in the WCPFC. Outcomes include securing agreement from the EC IUU Unit to facilitate consideration of regional and subregional IUU and CA certification compliance, and improvement of cooperation with EU delegation at WCPFC9
- ▶ Provision of policy and technical advice to regional, subregional and national processes – Melanesian Spearhead Group (MSG), WCPFC sessions and subcommittee meetings, PNA, Te Vaka Moana, PITIA. Continued attendance and advice is provided as required in sub-regional meetings.
- ▶ Continuing to provide strategic direction and management of FFA in accordance with FFC directives
- ▶ Input to regional trade and market access activities including on-going EPA negotiations and the proposed study of regional market access and investment arrangements with the US.
- ▶ Input to regional positions on the Rio+20 Oceans Statement, World Bank Global Partnership for Oceans Joint Statement, and Pacific Island Forum Ministerial Consultation with the European Union



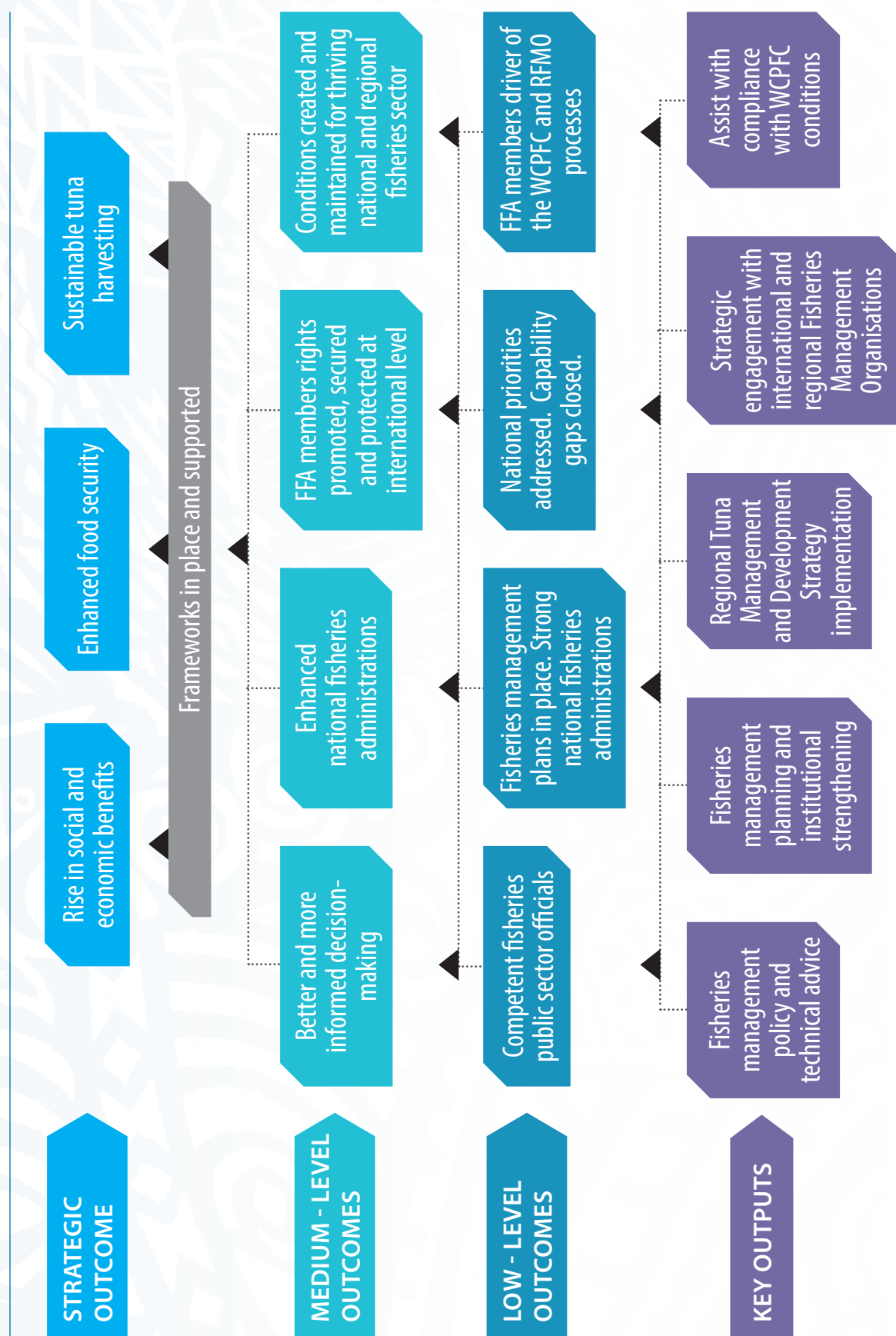
The regional assistance provided specifically by Legal Services to all FFA Members is the Fisheries Negotiations Course and the Niue Treaty; all other regional tasks are in collaboration with the technical Divisions, so the activities below focus on national level.

| ASSISTANCE TO MEMBER COUNTRIES; | | |
|---|--------------|--|
|  | Cook Islands | Legislative review |
|  | FSM | Legislative review |
|  | Fiji | Legislative review |
|  | Kiribati | Legislative review, Maritime boundaries assistance |
|  | RMI | Maritime boundaries assistance |
|  | Nauru | Maritime boundaries assistance |
|  | Niue | Legislative review, Maritime boundaries assistance |
|  | Palau | Legislative review, Maritime boundaries assistance |
|  | Samoa | Legislative review, Advice on set-up of registry |
|  | Tokelau | Legislative review |
|  | Tuvalu | Maritime boundaries assistance |
|  | Vanuatu | Legislative review |



Fisheries Management Output, Results and Outcomes

STRATEGIC GOAL: Frameworks in place and supported



B. Fisheries Management

The medium term bridging goal for the Fisheries Management Output/ Division to achieve Strategic Plan Outcome 1 is to set up effective frameworks. The diagram above demonstrates the flow of the Division's outputs to higher level results, outcomes and impacts.

The following chapter contains the Fisheries Management Division's report on progress of its work over the fiscal year, beginning with:

- ▶ Environmental Scan, a narrative on the developments in the operating environment of the Division
- ▶ Medium term goals, a self assessment against the four (4) performance indicators in the Statement of Intent (SOI)
- ▶ Operations – activities undertaken over the fiscal year under the AWPB including regional, sub-regional and national activities
- ▶ Related issues, opportunities and impacts of activities

(A) Environmental Scan

International workloads continue to grow across the whole range of fishery and tuna related issues. This includes processes such as the FAO consultation on responsible flag States, CITES proposals on marine species, conservation of non-tuna resources in the southern hemisphere through the SPRFMO, UN regular processes and others. These issues all interact with regional and national tuna management and therefore need to be at least monitored, with regular need for targeted participation.

At the regional level the Western and Central Pacific Fisheries Commission remains a valuable process, but also one that comes with risk.

In 2012 FFA members noted dissatisfaction with the outcomes of WCPFC8 and what they perceived as an unsatisfactory performance and attitude of other key delegations.

Specific targeted interventions by some members and the Secretariat appear to have helped this situation, with a notable improvement at WCPFC9. Further effort and attention will be required to ensure that FFA members are the driver behind WCPFC, rather than it being a forum to consolidate distant water interests and domination.

Enhanced sub-regionalism, through the creation of specialist Secretariat bodies to serve smaller groups continued in the reporting period. FFA faces challenges in continuing to serve the interests of all members and consolidating the views and positions that emerge from these sub-regional groups.

While overall performance in the face of this challenge has been excellent, it remains an area for ongoing attention, and one that cannot be addressed by the Secretariat alone. The benefits of subregional groupings are unquestionable, but should not, and need not, come at the expense of wider regional solidarity that the Pacific has achieved to its own great benefit in tuna fisheries over the past 35 years.

National fisheries administrations continue to face challenges as the technicality of their work increases, the cost of doing business grows and the competing calls for time and resources expand. At the same time, in the majority of cases, fisheries budgets remains constant, increasing reliance on the resources of regional agencies for basic functions such as travel rather than better targeted activities.

Notwithstanding, national fisheries officials continue to produce high quality outputs in line with both national and regional targets.

(B) Assessment of Medium Term Goals

The following is an assessment of progress towards Medium Term Goals/Results measured against the Performance Indicators in SOI

| Indicator 1 | | Assessment |
|---|---|-------------------|
| <i>Commitment at all levels within the FFA membership to establish effective national, sub-regional and regional management regimes</i> | | ¾ achieved |
| Supporting Comments | <p>Commitment remains strong, noting the growing challenges reflected above. The failure of the SC-SPTBF to reach necessary agreement in 2012 and 2013 ytd is probably the largest representation of this challenge that must be addressed in 2013 towards further improving solidarity in the form of commitment to regional initiatives.</p> <p>The operating environment is becoming continually more complex and the strength of cooperation and commitment at all levels needs to be renewed in order to overcome the resultant challenges and achieve sustainable fisheries as envisioned by Leaders.</p> | |
| Indicator 2 | | Assessment |
| High level of transparency, accountability and governance in institutional processes, policies and legal frameworks, | | ¾ achieved |
| Supporting Comments | Overall, fisheries governance, accountability and transparency continue to improve, with dedication and commitment of fisheries administrations and staff being backed up by new or modernised institutional changes and policy and legal instruments | |
| Indicator 3 | | Assessment |
| Success of FFA proposals to WCPFC/SPRFMO and, more generally, Commission outcomes that accommodate and reflect FFA requirements | | ¾ achieved |
| Supporting Comments | <p>General WCPFC related issues discussed above. In some respects, the early success of the Commission and of FFA members at the Commission was artefacts of its relative youth and the relative preparedness of FFA members as a bloc. Relationships and negotiating positions have matured since then, including increased coordination amongst DWFNs, creating additional challenges in having proposals adopted.</p> <p>Nevertheless, of the 7 CMMs agreed at WCPFC9, 3 are based on FFA member proposals (collectively or individually), a further 2 are based heavily on FFA member input and the remaining two apply largely to non-FFA members. Numerous other decisions from the meeting, including the famous “flick the switch” and a more favourable budget contribution formula, are also based on FFA positions. Promotion of rights based management in the form of proposals related to zone-based longline management limits, reference points and harvest rules are strong candidate proposals for the FFA into the future.</p> | |

| Indicator 4 | | Assessment |
|--|---|-----------------------|
| Increase in “compliance” rates of FFA members with Commission requirements as reported by WCPFC Secretariat. | | Fully achieved |
| Supporting Comments | <p>Information on compliance rates is collected mainly in the form of the provisional and draft Compliance Reports, which assess each CCM against a range of key factors flowing from the CCMs. The information is not in the public domain and can't be reported on in detail, but certainly shows both a high level of FFA member compliance, and an increasing trend compared to the first process in 2011.</p> <p>The cost of this increased compliance in terms of time and resources is a substantial burden on administrations. It goes without saying that there remain gaps to be filled, and some members continue to hold reservations about the process for monitoring compliance and the potential for it to be used outside of its intended purpose. Nevertheless, in terms of the increased compliance, the achievement of members is unquestionable.</p> | |
| Indicator 5 | | Assessment |
| Growing number of successful domestic fisheries; | | ½ achieved |
| Supporting Comments | <p>This indicator is too loosely related to the activities described above to be particularly useful. It will be appropriately reviewed and amended in future SOIs to ensure that adequate assessment and reporting can be undertaken through future annual reports.</p> <p>The recent global economic crisis has effected domestic fisheries operations, resulting in some boats tied up or exiting the fishery. The failure to implement management regimes for the albacore fishery is a direct constraint on domestic development, with fleets experiencing CPUE declines to uneconomical levels. The oversupply of raw materials has depressed albacore prices, deterring investment into processing opportunities.</p> <p>That said, a number of initiatives appear to be working with increase of jobs, new fishing ventures/ onshore facilities, boats, and revenues, and effectively contributing to recovery and expansion of domestic fisheries.</p> | |
| Indicator 6 | | Assessment |
| that tuna resources are harvested within sustainable limits | | ¾ achieved |
| Supporting Comments | <p>FFC has questioned the legitimacy of this Indicator on the basis that it is not an indicator that the Secretariat, or even FFA members as a whole, has control over. This indicator will be appropriately reviewed and amended in future SOIs to ensure that adequate assessment and reporting can be undertaken through future annual reports.</p> <p>Nevertheless, stock assessments and the WCPFC SC consideration of them indicate that 3 of the 4 key species are being harvested at levels lower than FMSY.</p> <p>Harvest rates for bigeye tuna throughout the longline and purse seine fishery need to be urgently and significantly reduced against F_{MSY}. Issues associated with economic optimisation or F_{MEY} have been raised and discussed for the remaining 3 species.</p> | |

REPORT ON OPERATIONS - SUMMARY OF PROGRESS

Outputs and outcomes from the delivery of the programme are significant and encompass a diverse range of legislative, policy and planning instruments dealing with a wide range of national, subregional and regional priority issues as discussed further below.

Key Results Achieved

- ▶ **RTMADS Implementation** – Develop and plan implementation of RTMADS for member countries who had not yet signed Country Service Level Agreements. As of the time of publication a total of fourteen member countries have signed Service Level Agreement with the Secretariat for delivery of priority activities. At the same time the Secretariat has initiated the Monitoring and Evaluation process for SLAs with the first twelve countries
- ▶ **In-country Work - National Priorities.** Work undertaken under this activity largely addresses the myriad of requests to FFA for fisheries management services under the CSLAs. These include;
 - Two (2) Fisheries Management Plans completed during the period with another two (2) awaiting final approval by national Governments and further one under review.
 - Bycatch management plans (or NPOAs) – two (2) shark NPOA's nearing completion and awaiting final approval.
 - Policy documents and consultative structures for greater inclusion of artisanal fisheries in the wider decision making process – targeted advice and policy briefs for two (2) members
 - Limit setting workshops - as members move towards the establishment of rights based fisheries, particularly in the longline fishery, there is a need for active workshops to consider national positions and develop agreed limits on key species. Workshop with defined outputs in terms of negotiation strategies or enhanced ability to approve sub-regional instruments have been held in nine (9) members
 - Reference Points – FFA has participated in three (3) national workshops and three sub-regional workshops on the concepts of reference points and harvest control rules aimed at increasing national awareness of the key concepts and moving towards implementation
 - Direct assistance in consultation and public meetings – FFA has assisted several members in running public consultations on priority (and contentious) issues
 - National WCPFC workshops aimed at building understanding of the obligations and opportunities that WCPFC measures create for members. These workshops also focus on implementation of measures.
 - Institutional Strengthening related work was undertaken in six (6) members. Of these, two (2) final drafts have been delivered and a further three (3) were smaller targeted inputs to wider processes, or assistance to members to implement recommendations from previous reviews. The final one is a “full review” that has just commenced with plans for at least two (2) more during the next reporting period
 - National level visits as described below

► **Regional and Sub-regional work –**

This work includes FFA Staff preparation and participation at pre-WCPFC FFC, WCPFC technical committees and during WCPFC annual session.

- Despite growing challenges, FFA members continue to be well prepared and briefed for the meetings and have a growing ability to engage in debates and dialogues outside talking points and bilateral informal talks with non-FFA members of the WCPFC
 - SPC Pre-assessment Workshop - enhances the ability of the Secretariat to prepare FFA briefs and members for the Scientific Committee.
 - Scientific Committee. This preparatory meeting, in conjunction with specific courses and workshops run by SPC and targeted in country assistance have resulted in a cadre of FFA members well versed in fisheries science and tuna stock assessment.
 - In 2012, FFA members drove the agenda for the consideration and adoption of limit reference points and harvest rules for key species; a major advancement for WCPFC
- The international agenda continues to grow, with a range of issues of different importance to individual members. Flexibility to be able to assist both the Secretariat and members to attend some of these meetings and processes is important.
- Throughout the reporting period, staff and members attended FAO and UN meetings, CTI, CITES, SPRFMO and other CROP meetings

Impact of Services

The outcomes flowing from national work generally relate to enhanced national capacity, or increased ease of administration as well as growing confidence and more informed decision-making.

Some of the specific instruments and particularly the fishery management plans introduce concepts such as direct licensing of vessels, gradually removing the need for foreign access negotiations and therefore simplifying decision making process and adding transparency.

The bycatch NPOAs will have a measurable impact on the sustainability of TEP species as they are implemented.

Sub-regional longline management measures being developed and promoted will eventually have measurable impacts on the economic returns to members and will bed down arrangements upon which sustainable management can be based.

With regards to WCPFC related work, impact of FFA is best reflected in the performance of FFA members at WCPFC, where preparation and regional solidarity are essential to the basic functioning of the whole meeting. Performance is evidenced in the high compliance ratings that FFA members achieved in the Compliance Monitoring System. Also, members are increasingly more confident and informed in their contributions to WCPFC & subsidiary meetings, and with decreasing policy & technical support from the FFA and other technical organizations.











Issues

The Division has been more involved in international and regional meetings this reporting period which takes away limited personnel from in-country work.






Services to Member Countries

The following table (Table 3) provides details of assistance to members by the Fisheries Management Output/Division.

| ASSISTANCE TO MEMBER COUNTRIES; | |
|---|---|
| Cook Islands  | <ul style="list-style-type: none"> ▶ Input into the development of purse seine Regulations ▶ Participation in public meetings and advice on limit setting |
| FSM  | <ul style="list-style-type: none"> ▶ Longline VDS workshop, ▶ Reference point and national management objective workshops. ▶ Flag state advice on implementing FAD measures |
| Fiji  | <ul style="list-style-type: none"> ▶ Draft TMDP delivered ▶ Draft NPOA sharks delivered ▶ Participation in public stakeholder consultations. |
| Kiribati  | <ul style="list-style-type: none"> ▶ Assistance to develop fisheries master policy, ▶ Development of Kiritimati management plan, ▶ Assistance with donor consultations. ▶ Assistance to develop the Kiribati National Fisheries Policy with incorporation of Small Scale Tuna Fisheries priorities into a national policy framework. ▶ National briefings on US Treaty issues |
| RMI  | <ul style="list-style-type: none"> ▶ Flag State advice on implementing FAD measures ▶ Scoping for Institutional Review |
| Nauru  | <ul style="list-style-type: none"> ▶ Institutional Strengthening related tasks (review Board structure and propose changes to Cabinet, review overall organisation structure, consider performance based remuneration policy) ▶ EAFM report finalised and draft management Statement of Intent provided ▶ WCPFC workshop ▶ Assistance with Tuna Development Plan ▶ Assistance with Part 2 report |
| Niue  | <ul style="list-style-type: none"> ▶ Coordinate preparation of management plan, including through stakeholder consultation. ▶ Advice on implications of becoming a flag State |
| Palau  | <ul style="list-style-type: none"> ▶ Institutional Strengthening review completed and final report submitted. ▶ Input to consideration of proposed Fisheries Protection Act. ▶ Assistance to develop a Small Scale Tuna Fisheries Framework through a consultative process with relevant national stakeholders. |
| PNG  | <ul style="list-style-type: none"> ▶ Flag State advice on implementing FAD measures |
| Samoa  | <ul style="list-style-type: none"> ▶ Limit setting workshop ▶ WCPFC Workshop |



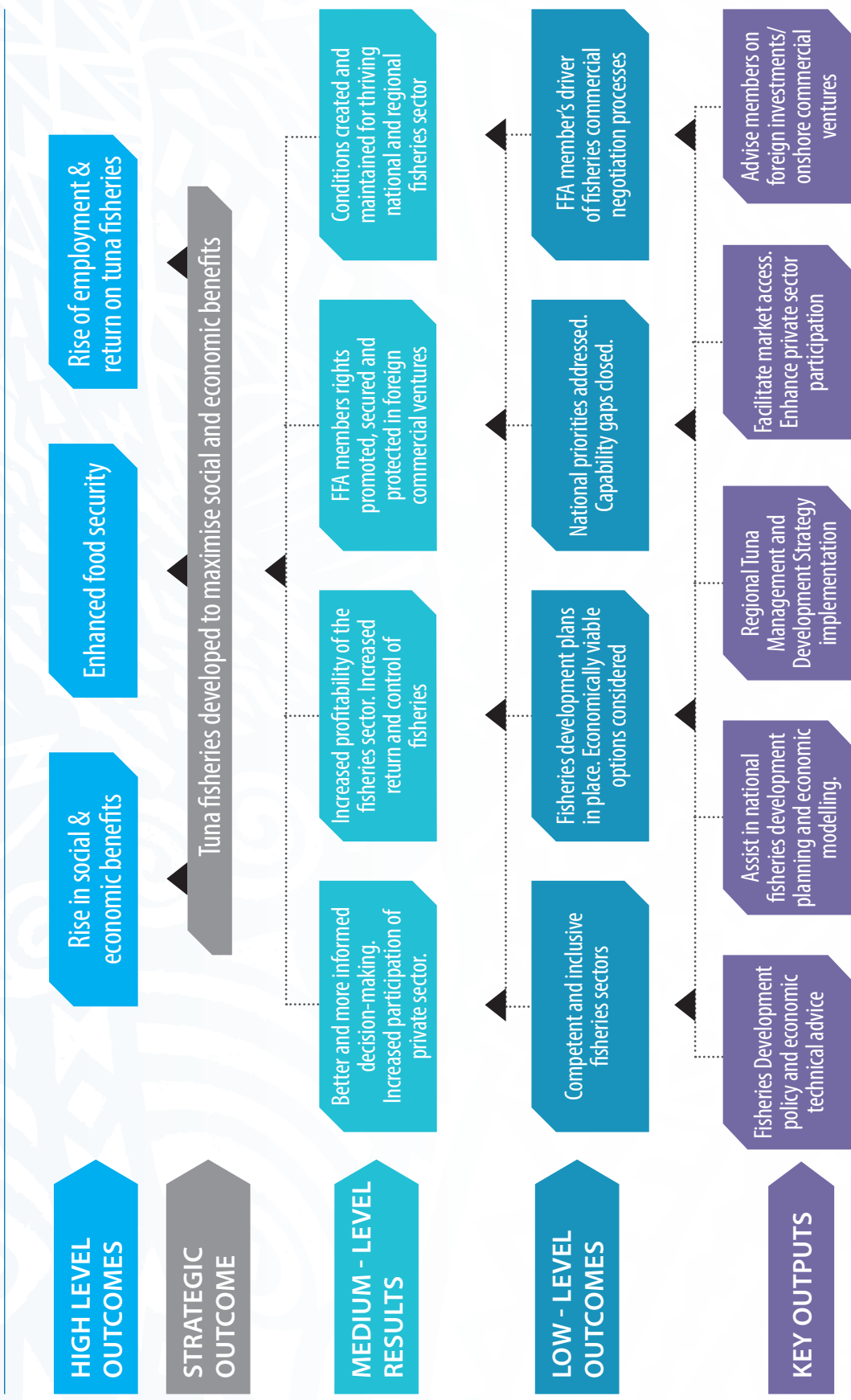
| | |
|--|--|
| <p>Solomon Islands</p>  | <ul style="list-style-type: none"> ▶ Draft management plan delivered including stakeholder consultations ▶ Flag State advice on implementing FAD measures |
| <p>Tokelau</p>  | <ul style="list-style-type: none"> ▶ Assistance with WCPFC Annual report (Part 1 and Part 2) ▶ WCPFC Workshop |
| <p>Tonga</p>  | <ul style="list-style-type: none"> ▶ Stakeholder consultation on tuna stock status and WCPFC updates. ▶ Draft NPOA (sharks) delivered under internal review with a stakeholder workshop planned for April '13. ▶ Policy advice on allocation and limit setting, and licensing foreign vessels to fish in Tonga's EEZ |
| <p>Tuvalu</p>  | <ul style="list-style-type: none"> ▶ Limit setting and longline VDS workshop; ▶ Advice on Institutional Strengthening implementation; ▶ Review of several fisheries policies and investment proposals. ▶ Assistance to develop a Small Scale Artisanal Tuna Fisheries Framework through a consultative process with relevant national stakeholders ▶ Flag State advice on implementing FAD measures |

| | |
|--|--|
| <p>Vanuatu</p>  | <ul style="list-style-type: none"> ▶ Institutional Strengthening Review draft report submitted, ▶ Allocation and Limit setting workshops ▶ Flag State advice on implementing FAD measures |
| Regional | |
| <ul style="list-style-type: none"> ▶ Fisheries Management Policy advice ▶ Distribution of financial shares and administration of PDF share allocation. | |
| Subregional | |
| <p>PNA. Te Vaka Moana, Melanesian Spearhead Group</p> | <ul style="list-style-type: none"> ▶ Range of policy papers and in-meeting advice – relevant to FFA led processes such as SC-SPTBF LL management arrangements and sub-regional instruments such as TAE setting, trading and pooling under the VDS |

Insert Photo

Fisheries Development Output, Results and Outcomes Flow

DIVISION'S STRATEGIC GOAL: Tuna fisheries are developed to maximise social and economic benefits to members



C. Fisheries Development

The medium term bridging goal for the Development Division for it to achieve Strategic Plan Outcome 3 is to facilitate economic transformation.

The period in question was a difficult time for the Division primarily with regards to staffing and management. The former Director Leonard Rodwell retired early in the fiscal year upon completing six years of service in the role. He was replaced by Mr Peter Phillipson – the former REI Manager who was unfortunately forced to resign on medical grounds in February. The DFD post has once again been advertised and it is expected that the appointment of a new Director will be completed before July 2013.

At the same time, the Secretariat has reviewed the structure and functions of the Division to better align its services and fulfil the FFC direction to better integrate the former REI unit into the Division.

The following chapter contains the Development Division's report on progress of its work over the fiscal year, beginning with:

- ▶ An environmental scan providing a narrative on developments that may impact the operating environment and therefore outcomes of the Division's work
- ▶ Medium term goals, a self assessment against the five (5) performance indicators in the Statement of Intent,
- ▶ Key Results achieved over the fiscal year
- ▶ Related issues, opportunities and impacts of activities

(A) Environmental Scan

International Level

The state of global economic conditions can have a major impact on tuna industry development as should these deteriorate then the prospect for the growth of the domestic tuna industry might be expected to decline. Of particular importance is the price of fuel as this is the major expense item for tuna fleets.

The increasing application of certification schemes with respect to food safety and IUU fishing that are being introduced raises the consequent need for members to comply with these to access major markets. The investment environment must also remain internationally competitive and attracts quality investors.

The negotiation of free trade agreements by south east Asian tuna suppliers which would erode current preferences available to Pacific Island producers in major markets such as the EU poses a significant threat to the viability of domestic industries.

Regional and Subregional Level

Economic development opportunities are not equal across the region due to differing resource endowments and limits to infrastructure capacity and this must be acknowledged when planning tuna industry developments and investments.

At the heart of activities related to investment facilitation is the generation of benefits to Pacific Island economies. In seeking to promote investments in domestic tuna industries, Pacific Island governments need to avoid creating a situation where countries compete against each other for investments by offering an increasing

range of incentives that effectively reduce benefits to the economy to an undesirably low level.

Maintaining regional unity in trade negotiations can be challenging due to the differing status of members under trade arrangements with special provisions available for Least Developed Countries.

National Level

On Economic Development and Industry

Support sub output – Obtaining full stakeholder input at the national level can be problematic and

the need for strong national associations to provide coherent industry input is important in the development planning process. There is also a need to ensure that government can meet its obligation to support the implementation of tuna investment projects. The key to this is mobilising all government departments involved in the process and ensuring regular consultations are held to make necessary decisions.

The most pressing challenge in the trade area at the national level is national capacity to comply with market access requirements

(B) Assessment of Medium Term Goals

This self assessment of progress by the Division highlights results achieved thus far against the medium term goals outlined in the Statement of intent for the year.

| Indicator 1 | | Assessment |
|---|---|-------------------|
| Increased contribution of tuna earnings to GDP. | | ¾ achieved |
| Supporting Comments | Movements not uniform across members. Overall an upward trend since 1999 with a decline in 2009. Estimated tuna fishing contribution (by domestic and locally based fleets) in 2011 was \$321 million, a rise of 34% from the previous year on account of substantial increase in catch value. | |
| Indicator 2 | | Assessment |
| Members adopting economic policies conducive to participation of private sector in the tuna industry. | | ¾ achieved |
| Supporting Comments | Policy reform taking place, but full implementation of policies remains an issue. | |
| Indicator 3 | | Assessment |
| Domestic industry contribution to GDP increases | | ¾ achieved |
| Supporting Comments | Data not readily available so assessment is based on the share of catch value attributed to domestic fleets. In 2011, 19% of the catch value was attributed to fleets of FFA Members compared with only 11% in 2001. In the three preceding years 2008 to 2011, the average was 15%. | |
| Indicator 4 | | Assessment |
| Increase in share of catch and value attributed to domestic fleets | | ¾ achieved |
| Supporting Comments | As noted above, comprehensive data is not readily available so assessment is based on the share of catch value attributed to domestic fleets. In 2011, 19% of the catch value was attributed to fleets of FFA Members compared with only 11% in 2001. In the three preceding years 2008 to 2011, the average was 15%. See comments above. | |
| Indicator 5 | | Assessment |
| Increased share of the catch processed in plants established in FFA Member Countries | | ¾ achieved |
| Supporting Comments | Data not readily available. The trends of tuna product trade values by FFA member states provide useful indications of the progress and status of development of the tuna industry at the domestic harvesting and processing levels. The combined annual import value by the EU, US and Japan from FFA members has more than doubled between 2001 and 2012, from \$130 million to \$285 million. With new plants being planned for the coming years, further growth in this area can be anticipated. | |

(C) Key Results Achieved

The Fisheries Development Division has worked with FFA Members across a broad range of development issues throughout the reporting period.

The key results achieved are as follows;

- ▶ A significant development has been finalising Marine Stewardship Certification for the Fiji albacore tuna longline fishery, completing a process that commenced in 2009
- ▶ Fisheries Development Plans completed for three members and initial work undertaken five other member countries
- ▶ Successful negotiation with New Zealand to enable the provision of an additional extra budgetary contribution to the Investment Facilitation and Export Facilitation work program of NZ \$2,000,000 over the next 3 years
- ▶ Investment facilitation advisers in place in four FFA member countries and national investment activities facilitated.
- ▶ **Pole and Line fishery** - A baitfish management plan has been drafted for Western Province in the Solomon Island and a baitfish identification manual is in preparation. Fishing trials initiated in Papua New Guinea.

(D) Impact of Services

Economic Development and Industry Support Immediate results are an improvement in stakeholder consultations on tuna fisheries development and investment policy. Impacts will be felt once policies are fully implemented and stakeholders respond positively to the changes.

Access and Trade

The bulk of the activities in this area represent work in progress, noting that no new Competent Authorities have been established and the EPA is still under negotiation. Impacts, once they flow through are likely to be in the form of increased

exports to Markets opened up through trade agreements and the certification of Competent Authorities

However, the immediate impact generated from finalisation of investments and commercialisation efforts has been creation of more than a thousand jobs and greater economic activity. Further improvement in livelihoods results from national work to assist the establishment of Competent Authorities that enable access to wider export markets.

Investment Facilitation

Immediate results are commitments by potential investors to develop projects, noting that this is no guarantee that a project will proceed to the culmination of the negotiating process in the conclusion of a legally binding project agreement that commits the investor to project implementation.

(E) Issues

Key issues identified include the following:

- ▶ **Regulatory Framework:** The increasing pressure for PIC compliance with EU standards for CA and IUU and the associated requirements for strengthening and implementing more complex arrangements.
- ▶ **Financial and Human Resources:** For both CA and IUU there is a significant cost factor for Governments, hiring and training personnel for recurring operational expenses. There is a need to ensure that the importance of these functions for fisheries export is well understood within Governments as a whole so that appropriate resources are prioritised and allocated.
- ▶ **In Country Coordination:** For the IUU regulation, there is a need to ensure a cross-agency approach to NPOA implementation. This may involve developing MOUs between agencies (Port Authorities, Maritime Authorities, and Surveillance Authorities) to ensure that roles and responsibilities are clearly defined.

- ▶ Investment facilitation process Investment facilitation can involve projects that are complex, involve large sums, and extend over long periods. Negotiating these arrangements in a manner that optimises returns to the host country, while safeguarding its interests, requires commercial experience and capabilities that are not necessarily available in the host country.






(F) Opportunities

- ▶ Improvements in transport logistics provide some prospects for improving market access. The Development of Ultra Low Temperature (ULT) refrigerated containers has the potential to decrease reliance on air freight for sashimi grade fish and increase returns to Pacific Island producers.
- ▶ The application of limits in the western and central Pacific tuna fishery is increasing the importance of access to the EEZs of FFA Members and creating opportunities to lever additional benefits from licensing arrangements, noting that the proposed extension of the VDS to the longline fishery will create additional opportunities in that fishery.
- ▶ FFA members are variously exploring opportunities to take better advantage of resource access rights as a means of encouraging domestic development and promoting economically beneficial development policies.
- ▶ Opportunities for increased investment continue to be created from policy changes linking security of access to investment in domestic tuna industry development.




Services to Member Countries

The following table provides a summary of activities undertaken for member countries over the year;

Table 4 – Fisheries Development

| ASSISTANCE TO MEMBER COUNTRIES; | |
|---|---|
| Australia  | |
| Cook Islands  | <ul style="list-style-type: none"> ▶ Country visit on Investment Policy development and preparation of draft policy framework. ▶ Support for the establishment of a Cook Islands Observer Office in Pago Pago ▶ Technical assistance in investment facilitation policy development. ▶ Recruitment of an in-country tuna investment adviser who is facilitating a number of investment arrangements |
| FSM  | <ul style="list-style-type: none"> ▶ Assistance in CA development and participation in CA inspector training. ▶ Preparation of an NPOA for IUU fishing deterrence |
| Fiji  | <ul style="list-style-type: none"> ▶ Assistance in developing fishing industry submission on fishing vessel crew manning regulations and certification. ▶ Support for ongoing study of whale interactions in longline fisheries ▶ Technical and financial support to successfully complete Fiji Tuna Boat Owners Association (FTBOA) MSC and Chain of Custody Certification for longline albacore. ▶ Support to CA capacity building and participation in CA inspector training. ▶ Completion of external audit of CA operations. ▶ Support for participation in China Seafood Show. ▶ Support for a trial implementation of TRACEALL bar code at source project for longline fishing. |
| Kiribati  | <ul style="list-style-type: none"> ▶ Support for small scale fishers training. ▶ Initial stakeholder consultation on Tuna Development Plan for Kiritimati Island ▶ Support to CA capacity building and participation in CA inspector training. ▶ Technical assistance in support of preparation for EU access negotiation. ▶ Technical assistance in investment facilitation policy development. |

| ASSISTANCE TO MEMBER COUNTRIES; | |
|---|--|
| RMI  | <ul style="list-style-type: none"> ▶ Finalisation of the draft development plan ▶ Technical assistance in undertaking SA 8000 social accountability standard analysis. ▶ Technical assistance in Competent Authority development. |
| Nauru  | <ul style="list-style-type: none"> ▶ Work commenced on a National Tuna Development Plan ▶ Worked commenced on an economic analysis of the application of the VDS in the EEZ |
| Niue  | <ul style="list-style-type: none"> ▶ Tuna Management and Development Plan drafted. ▶ Technical assistance in harbor development feasibility |
| Palau  | <ul style="list-style-type: none"> ▶ Initial technical assistance in development of a tuna development and management strategy. |
| PNG  | <ul style="list-style-type: none"> ▶ Support for preparation for the 2013 Pacific Tuna Forum. ▶ Participation in CA inspectors training. ▶ Completion of external audit in CA operations. ▶ Technical assistance to develop terms of reference for CDS. ▶ Technical assistance to undertake SA 8000 social accountability audit of processing facilities. ▶ Assistance with the purchase of mobile retort auditing equipment to facilitate in country auditor training |
| Samoa  | <ul style="list-style-type: none"> ▶ Technical assistance for Alia fishery bio-economic model development. |
| Solomon Is  | <ul style="list-style-type: none"> ▶ Technical assistance in the development of a revised tuna fisheries management and development strategy. ▶ Support for preparation to host the 2013 Pacific Tuna Forum. ▶ A baitfish management plan has been drafted for Western Province in the Solomon Island and a baitfish identification manual is in preparation. ▶ Support to CA capacity building and participation in CA inspector training ▶ Completion of external audit in CA operations. ▶ Support for access negotiations with the EU, Japan, Korea and Taiwan. ▶ Technical assistance in investment facilitation policy development ▶ In-country tuna investment adviser in place, facilitating several investment arrangements |

| ASSISTANCE TO MEMBER COUNTRIES; | |
|--|---|
| Tonga  | <ul style="list-style-type: none"> ▶ Technical assistance towards the preparation of a tuna fisheries development and management strategy ▶ Technical assistance in the drafting of a tuna fisheries investment policy framework. |
| Tuvalu  | <ul style="list-style-type: none"> ▶ Technical assistance in investment facilitation policy development. ▶ In country tuna adviser maintained who is facilitating several investment interests until transition to a new NZ funded Adviser in May |
| Vanuatu  | <ul style="list-style-type: none"> ▶ Technical assistance in CA capacity building and CA inspectors training ▶ Preparation of an NPOA for IUU fishing mitigation. |
| Subregional | |
| Parties to the Nauru Agreement (PNA) | <ul style="list-style-type: none"> ▶ Support to PNA was focused on support to the PNA crewing initiative and advice on economic aspects of the US Treaty renegotiation. |
| Te Vaka Moana | <ul style="list-style-type: none"> ▶ Support to Te Vaka Moana has primarily been the administering Study on Development Cooperation and Options for Increasing Control and Returns in the Southern Albacore Fishery and the provision of technical advice on the reports generated by the study |
| Melanesian Spearhead Group (MSG) | <ul style="list-style-type: none"> ▶ Support to the MSG has been provided through the designation of an officer to support the work of the MSG Technical Advisory Committee on Fisheries. In addition the DevFish Project has funded a study looking at options regarding the Strategic Position for MSG in Future Management and Development Arrangement for South Pacific Albacore Fisheries that commenced in April 2012. |

Map of FFA ACTIVITIES



FSM

- Legislative review
- Longline VDS workshop,
- Reference point workshop
- National management objective workshops.
- Flag state advice on implementing FAD measures
- Assistance in CA development
- Fund participation in CA inspector training.
- Preparation of an NPOA for IUU fishing deterrence
- Assistance in running OPRB13 JCC;
- Installation and training on NORMA IMS portal;
- Configured TUFMAN reports in NORMA IMS portal;
- In-country support from FFA SROC, MSCA and OFO positions;
- Purchased callipers, deck tapes and workbooks;
- MCS Entity on behalf of FSM



RMI

- Maritime boundaries assistance
- Advice on implementing FAD measures
- Scoping for Institutional Review
- Finalisation of the draft development plan
- TA - SA 8000 social accountability standard analysis.
- TA in CA development.
- VMS attachment to FFA;
- Installed local copy of IMS portal
- Installed, configured and training on OPM;
- Initiated development of transshipment module ;
- Developed interfaces to capture vessel movements
- In-country support from SROC, MSCA and OFO positions;
- Purchase of callipers, workbooks and deck tapes;
- Observer UST Administration Funding via an MOU;
- MCS Entity on behalf of RMI



NAURU

- Maritime boundaries assistance
- Institutional Strengthening related tasks
- Administration structure reviews
- Remuneration policy review
- EAFM report finalised
- Draft Management SOI provided
- WCPFC workshop
- Assistance with Tuna Development Plan
- Assistance with Part 2 report
- Assist National Tuna Development Plan
- Economic analysis of VDS application
- Purchase of callipers, workbooks and deck tapes;
- Observers UST Administration funding via an MOU;



PALAU

- Legislative Review
- Maritime boundaries assistance
- Complete Institutional Strengthening review
- IS final report submitted.
- Fisheries Protection Act – input to consultations.
- Small Scale Tuna Fisheries Framework development
- TA for tuna development and management strategy.
- In-country support provided by SROC position;
- Palau Observer Programme regeneration funding support



PNG

- Advice on implementing FAD measures
- 2013 Pacific Tuna Forum preparation support.
- Participation in CA inspectors training.
- CA operations external audit.
- TA to develop TOR for CDS.
- TA for SA 8000 social accountability audit of processing facilities.
- Purchase of equipment for in country auditor training
- Dockside Boarding and Prosecution Workshop;
- VMS attachment to FFA;
- Purchase of equipment for Kavieng College Training



SOLOMON ISLANDS

- Draft management plan delivered
- Advice on implementing FAD measures
- TA revised tuna fisheries management and development strategy
- 2013 Pacific Tuna Forum preparation assistance.
- A baitfish management plan and identification Manual
- Support to CA capacity building
- Participation in CA inspector training
- Completion of external audit in CA operations.
- Access negotiations TA with EU, Japan, Korea and Taiwan.
- TA in investment facilitation policy development
- In-country tuna investment adviser in place,
- Facilitating several investment arrangements
- Support for National VSAT Communications;
- Installed IPCop firewall system setup;
- In-country support by MSCA and OFO positions;
- UST Administration funding.

REGIONAL

All members

- Fisheries Negotiation Course
- Niue Treaty
- Fisheries Management Policy advice
- Distribution of financial shares and administration of PDF share allocation.
- FFA VMS access and Regional Surveillance Picture
- Financial support for VMS related expenses (except Aus, NZ)
- VMS training and ANCORS
- Subregional and National Observer, Observer Debriefing and Observer Trainer training.

SUBREGIONAL

Parties to the Nauru Agreement (PNA)

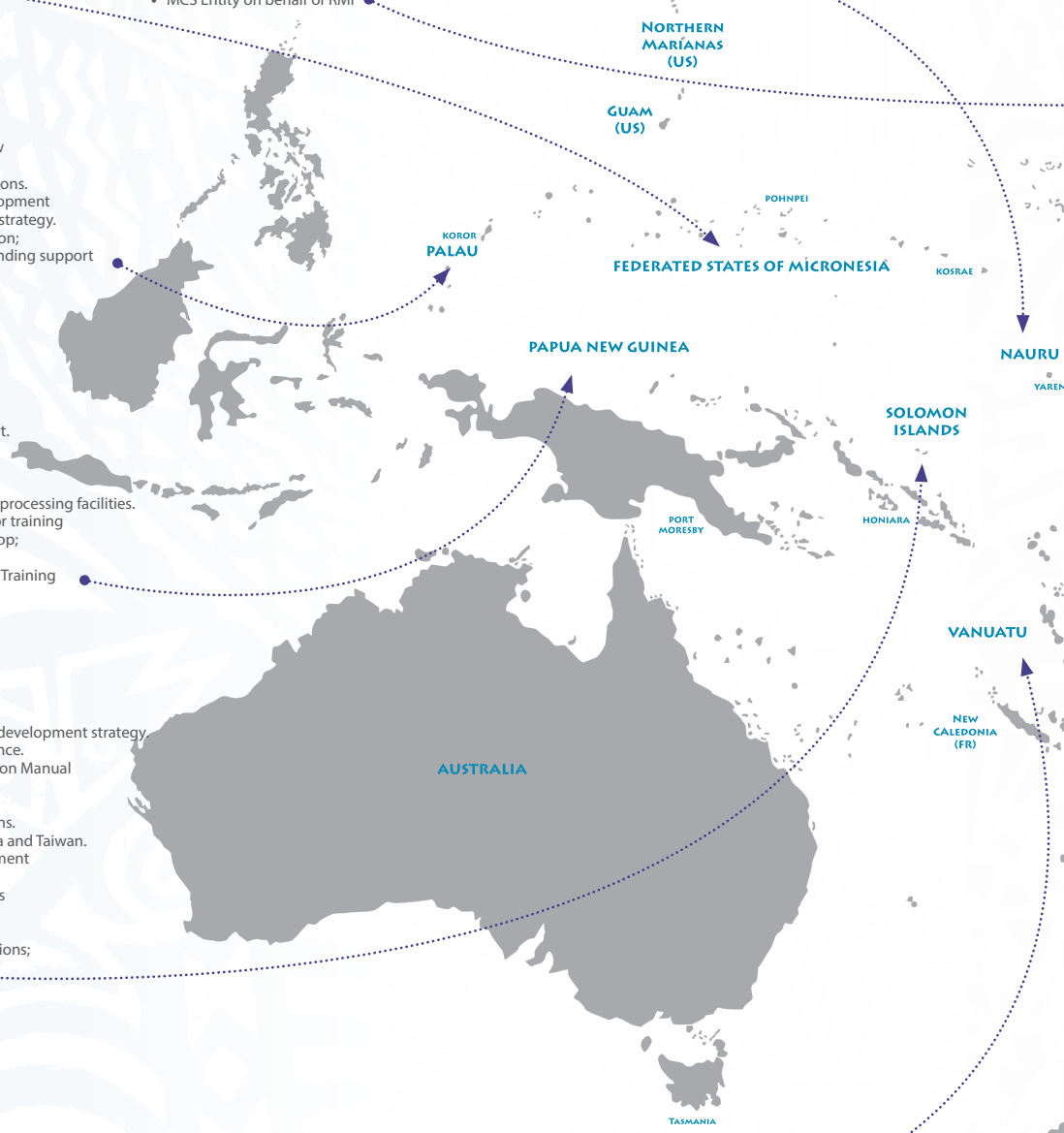
- PNA crewing initiative
- Advice on economic aspects of the US Treaty renegotiation.
- Fisheries Management Policy advice
- Policy papers and in-meeting advice relevant to FFA led processes such as SC-SPTBF LL management arrangements and sub-regional instruments such as TAE setting, trading and pooling under the VDS

Te Vaka Moana

- Administering Study on Development Cooperation and Options for Increasing Control and Returns in the Southern Albacore Fishery and the provision of technical advice on the reports generated by the study

Melanesian Spearhead Group (MSG)

- Designation of an officer to support the MSG Technical Advisory Committee on Fisheries.
- Funded study looking at options regarding the Strategic Position for MSG in Future Management and Development Arrangement for South Pacific Albacore Fisheries .



VANUATU

- Legislative review
- Institutional Strengthening Review draft report
- Allocation and Limit setting workshops
- Advice on implementing FAD measures
- Support in CA capacity building
- Support CA inspectors training
- TA of NPOA for IUU fishing mitigation
- PPB MTU installation;
- Enhanced security for VDS server and computer;
- IMS Installed and tested on VDS server;
- Installed IMS customised to VDS requirements;
- Interim data back-up solution installed;
- Observers – Purchase of workbooks



KIRIBATI

- Legislative review
- Maritime boundaries assistance
- Assistance to develop fisheries master policy,
- Development of Kiritimati management plan,
- Assistance with donor consultations.
- Assist develop Kiribati National Fisheries Policy
- Small Scale Tuna Fisheries priorities into a national policy framework.
- National briefings on US Treaty issues
- Support for small scale fishers training.
- Tuna Development Plan for Kiritimati Island
- Support to CA capacity building
- Participation in CA inspector training.
- TA in preparation for EU access negotiation.
- TA in investment facilitation policy development.
- PPB MTU installation;
- IUU Activities database – intranet portal
- Automated VDS calculation;
- Purchase of callipers, workbooks and deck tapes.



TUVALU

- Maritime boundaries assistance
- Limit setting and longline VDS workshop;
- Advice on Institutional Strengthening implementation;
- Review of fisheries policies and investment proposals.
- TA Small Scale Artisanal Tuna Fisheries Framework
- Flag State advice on implementing FAD measures
- TA investment facilitation policy development.
- In country tuna adviser maintained
- Facilitating several investment interests
- PPB MTU installation;
- Observers – Purchase of callipers and workbooks;
- Observers - UST Administration funding support



SAMOA

- Legislative review,
- Advice on set up of registry
- Limit setting workshop
- WCPFC Workshop
- Alia fishery bio-economic model development.
- Domestic Fleet MTU installation;
- MTU inspection training ;
- Transshipment data – reviewed internal access.
- TUFMAN catch reports – reviewed internal access
- Division staff access to the data in TUFMAN;
- Boarding data analysis capability Initiated;



COOK ISLANDS

- Legislative review
- Advice on Purse seine Regulations
- Advice on Limit Setting and public meetings
- Advice on Investment Policy and draft framework.
- TA in investment facilitation policy development.
- Recruitment of in-country tuna investment adviser (ITIA)
- ITIA facilitating a number of investment arrangements
- Domestic fleet MTU and PPB MTU installation;
- MTU inspection training
- Support for national VMS in monitoring local fleet;
- Support provided for CI Pago Pago subregional office;
- MCS Entity on behalf of Cook Islands



TOKELAU

- Legislative review
- Assist with WCPFC Annual report (Part 1 and Part 2)
- WCPFC Workshop
- Observers – Purchase of workbooks.



NIUE

- Legislative review,
- Maritime boundaries assistance
- Assist preparation of Management plan,
- Aid in stakeholder consultation.
- Advice on Flag State status implications
- Tuna Management and Development Plan drafted.
- TA in harbor development feasibility
- MCS Entity on behalf of Niue



TONGA

- Tuna stock status and WCPFC updates TA.
- Draft NPOA (sharks)
- TA on allocation and limit setting,
- TA licensing foreign vessels
- TA Tuna Fisheries M and Development Strategy
- TA Tuna fisheries investment policy framework
- Dockside Boarding and Prosecution Workshop;
- MTU inspection training
- Support National VMS in monitoring local fleet
- TUFMAN database - IMS connected;
- OPM module installed configured and training;
- TUFMAN - synched to OPM Vessel list;
- VAP module Installed, configured and training;
- TUFMAN reports on catch data configured;
- Observers - UST Administration funding support
- Observers - Purchase of callipers and workbooks.
- MCS Entity on behalf of Tonga



FIJI

- Legislative review
- Draft TMDP delivered
- Draft NPOA sharks delivered
- Participation in public stakeholder consultations
- Advice on Fishing vessel crew manning regulations and Certification.
- Support for ongoing study of whale interactions in longline fisheries
- Assist industry MSC and Chain of Custody Certification for longline albacore.
- Support to CA capacity building
- Participation in CA inspector training.
- Completion of external audit of CA operations.
- Aid participation in China Seafood Show.
- Aid for TRACEALL project for longline fishing.
- MTU inspection training

- VMS attachment to FFA;
- Permits processing streamlined
- TUFMAN database –new data extraction method;
- TUFMAN database - SQL training for users;
- TUFMAN database - IMS to connect;
- TUFMAN database – configure for catch data by species
- OPM module Installed, configured and training
- VAP module installed, configured and training
- TUFMAN and IMS – explore integration of Certification standards
- TUFMAN and IMS – enhanced reporting capability
- Enforcement database – Include Vessel movement
- Permit Module - initiate development



Fisheries Operations Output, Results and Outcomes Flow

DIVISION'S STRATEGIC GOAL: Tuna fisheries are developed to maximise social and economic benefits to members

