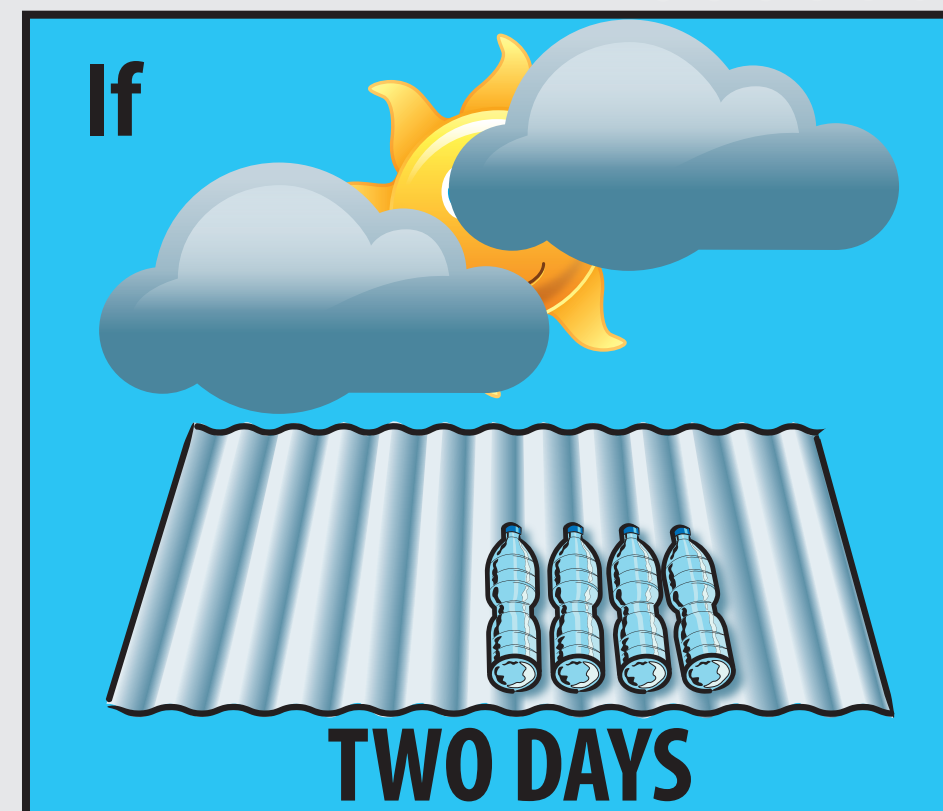


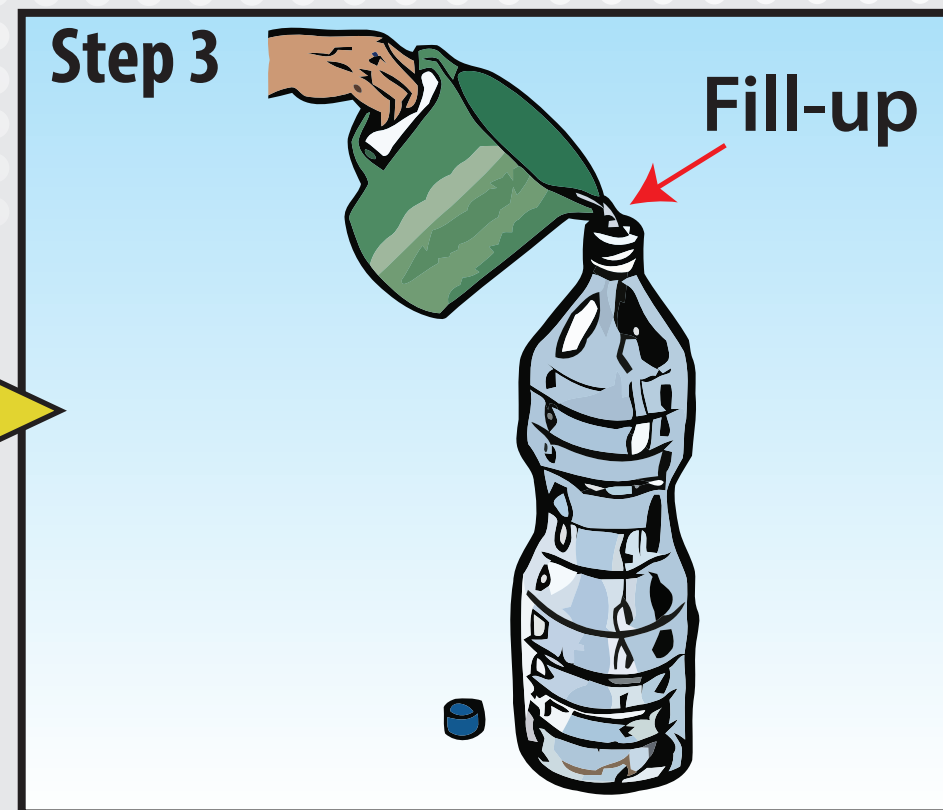
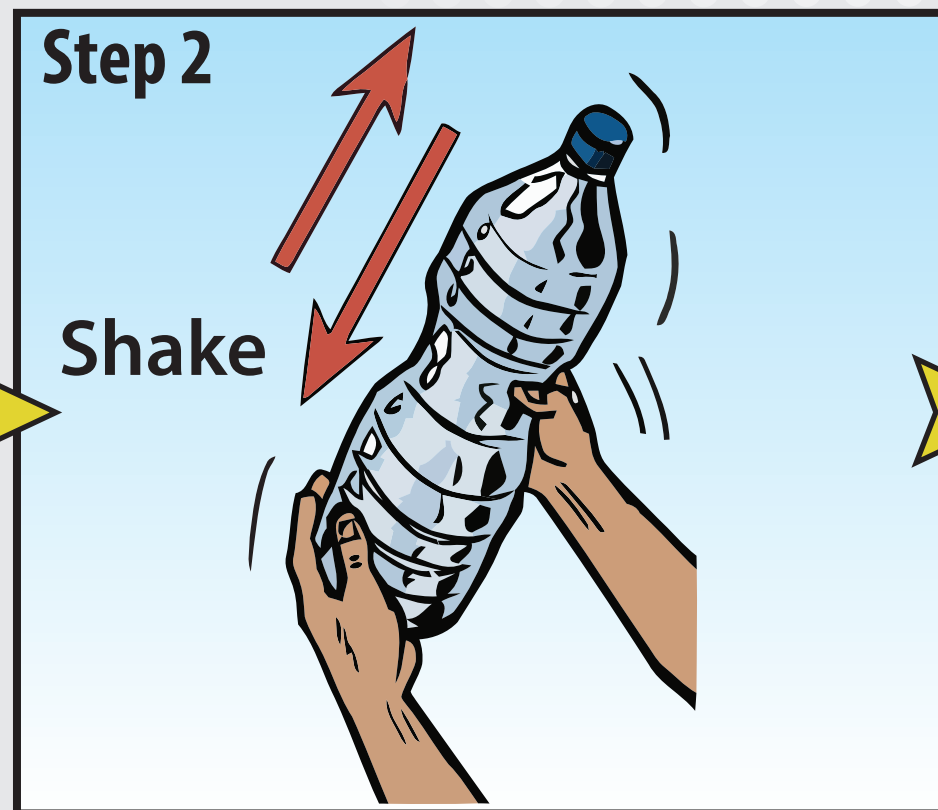
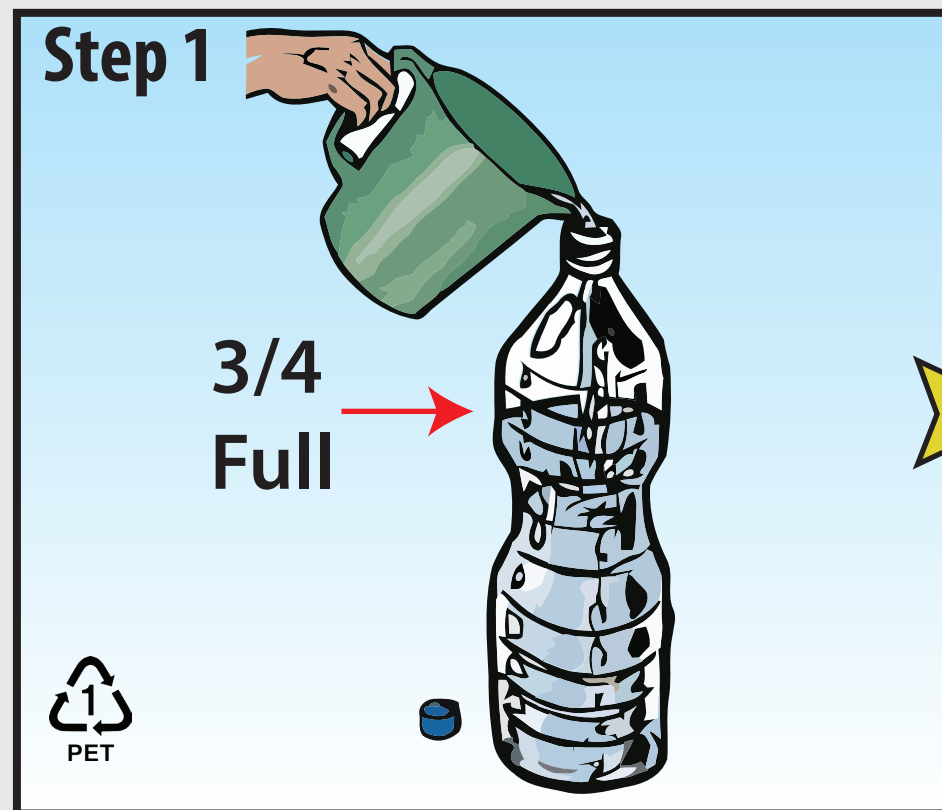





CHEAP. SIMPLE. SAFE.



Ministry of Health & Medical Services





CHEAP. SIMPLE. SAFE.



SPC
Secretariat
of the Pacific
Community

giz

Deutsche Gesellschaft
für Internationale
Zusammenarbeit (GIZ) GmbH

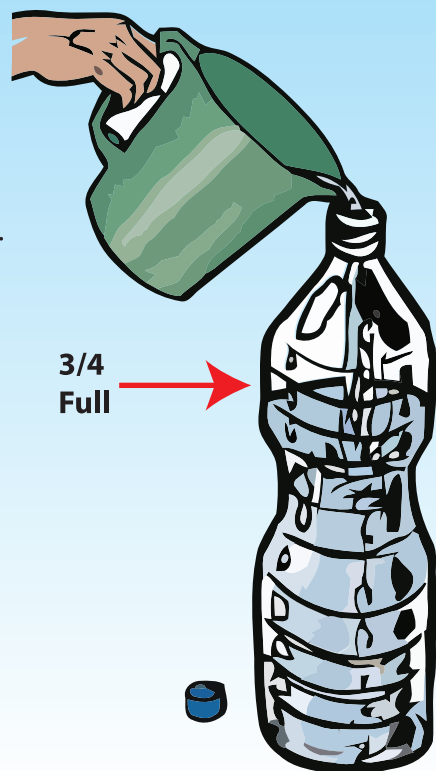


**Step 1:
FILL UP THE BOTTLE TO
THREE QUARTER FULL**

Fill the bottle $\frac{3}{4}$ full with water
from your drinking water source.

Your drinking source can be
stored water, PUB water or
rainwater.

Do not fill the bottle all the way
to the top.



**Step 2:
SHAKE THE BOTTLES**

Shake every bottle for about 10
seconds.

Shaking the bottle gets air and
bubbles into the water.

Bubbles inside the water help the sun
to kill the germs in the water.



**Step 3
FILL THE BOTTLE ALL THE
WAY TO THE TOP AND CLOSE
THE LID**

After shaking every bottle, fill the
bottles all the way to the top.


Close the lid of the bottle so no
water leaks out.



**Step 4:
PUT THE BOTTLES IN DIRECT
SUNLIGHT**

Put your SODIS bottles on a piece of
corrugated iron on the top of the roof of
your house.

Roof tops are the BEST place to get
direct sunlight.



**Step 5:
LET THE SUN BOIL THE WATER &
KILL THE GERMS**


If it is a sunny day, leave your bottles in
the sun for ONE DAY.

Put the bottles out in the morning, and
take them inside to drink in the early
evening.

If it is sunny with a few clouds, make
sure your bottles get 6 full hours of
sunshine.

If it is very cloudy, leave your bottles in
the sun for two full days.

If it is raining, you cannot do SODIS.
You must boil water for drinking the
old way – on the fire or on the stove.



**Step 6:
YOUR SODIS WATER IS READY
TO DRINK**

Was it sunny with only a few clouds
all day? If yes, take your SODIS
bottles inside.

Drink SODIS water from the bottle or
from a clean cup.

Store water in the SODIS bottles. Do
not pour the SODIS water into
another water container.

Collect and store your PUB or rain
water at the available times, and
then use SODIS to make your stored
water safe to drink.

TIP: It is a good idea to make one or
two SODIS bottles for each member
of your family.

